





Englisch 7a
Wochenplanarbeit 16.03.2020 – 20.03.2020

Task 1

Write an interesting text for this picture story. Don't forget:

- First collect the important words (use a dictionary if necessary).
- Find words for linking sentences and pictures.
- Use adjectives and adverbs to make the story more interesting.
- When you have finished, swap texts with your partner for correction.



Tips for writing exciting stories I

- USE DIALOGUES
- USE LONG AND SHORT SENTENCES
(Longer sentences are good for describing scenes and short sentences are good for exciting action.)
- MORE ACTION LESS DESCRIPTION
(Show how a character feels through what they say, think or do. It's often better to say, 'Josh was biting his nails' than to simply say, 'Josh was nervous'. Keep thinking, 'What would this person do?')
- USE THE FIVE SENSES
(What can your characters see, hear, feel, smell, taste? Make your readers feel like they are inside the story.)
- USE RELATIVE CLAUSES

Englisch 7a
Wochenplanarbeit 16.03.2020 – 20.03.2020

Task 2

Storyboard

Create a storyboard for your story in about 4 – 8 panels.

Just draw matchstick men. Which gestures, mime, voice (low/high), sound, light, props should be used when telling the story? Why?

The storyboard template consists of six empty rectangular panels arranged in a 3x2 grid. Each panel is a simple black-outlined rectangle, intended for drawing matchstick men and other visual elements to tell a story.

Now write a story as you learned it in hour lessons! Write at least 180 words!